

Mac OS Accessibility:

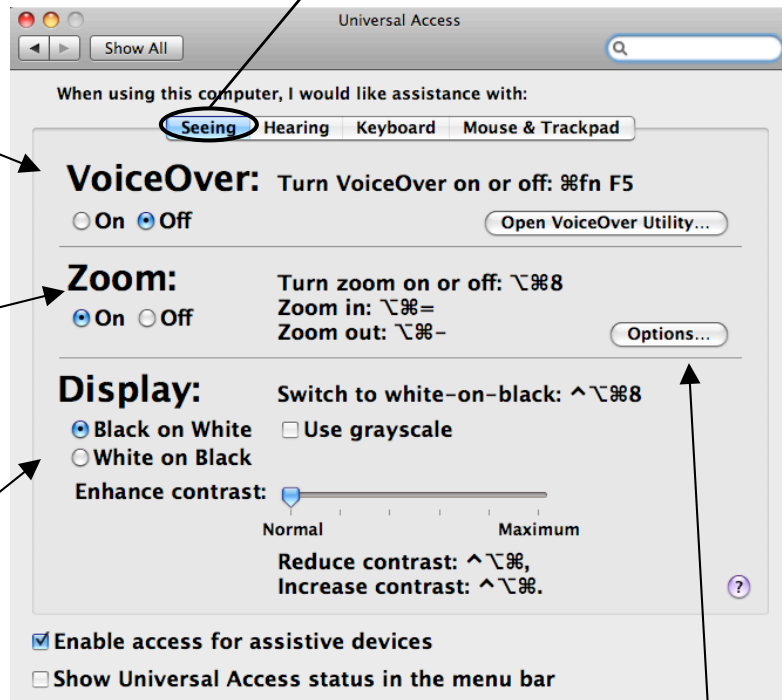
Features for Students with Visual Impairments:

Apple – System Preferences – Universal Access – Seeing

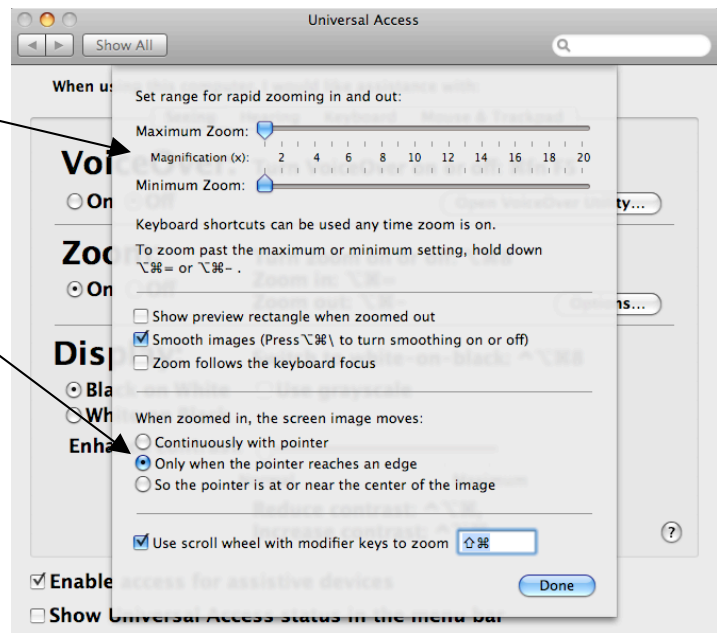
VoiceOver allows people to hear everything on the screen by describing the screen and reading text on the screen

Zoom allows you to use a keyboard shortcut to zoom in on the screen. See “Zoom options” window below.

Display allows you to change the colors of the display and reduce or increase contrast



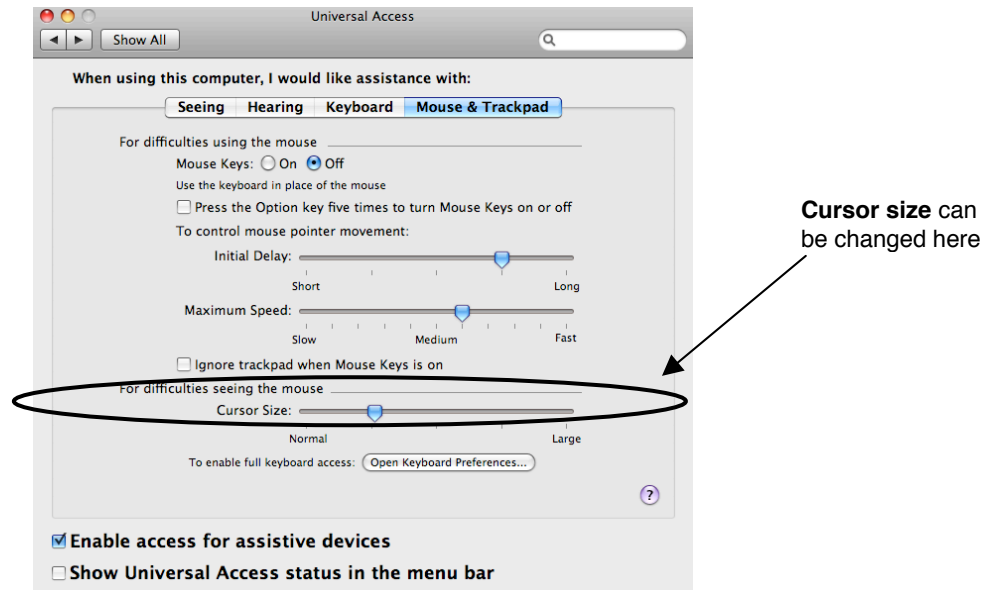
Zoom options allows you to set the **level of magnification**, and how/when your Zoom works. If using the Zoom, it is recommended to set this feature at “only when the pointer reaches the screen”, in order to increase control.



Mac OS Accessibility:

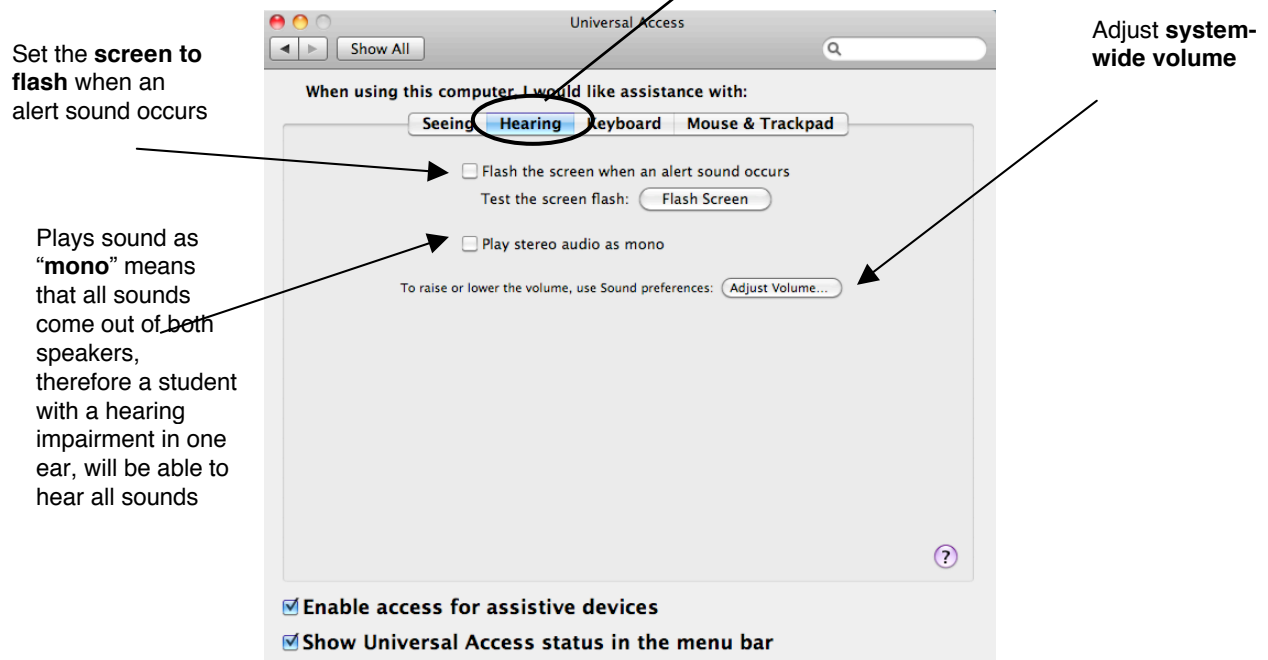
Features for Students with Visual Impairments: (cont.)

Apple – System Preferences – Universal Access – Mouse & Trackpad



Features for Students with Hearing Impairments:

Apple – System Preferences – Universal Access – Hearing



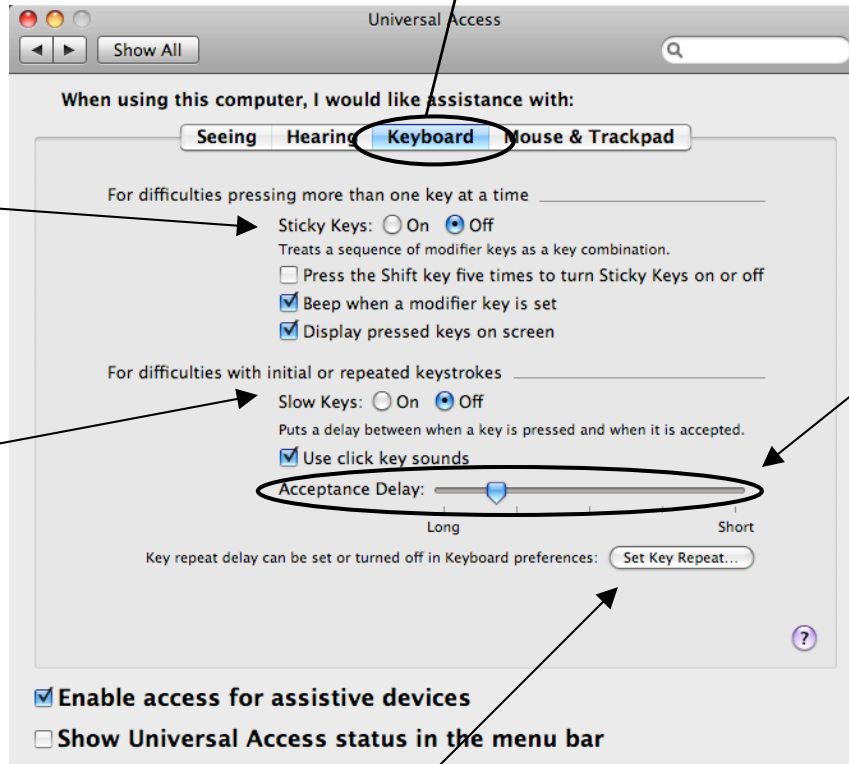
Mac OS Accessibility:

Features for Students with Physical Disabilities or Fine Motor Difficulties:

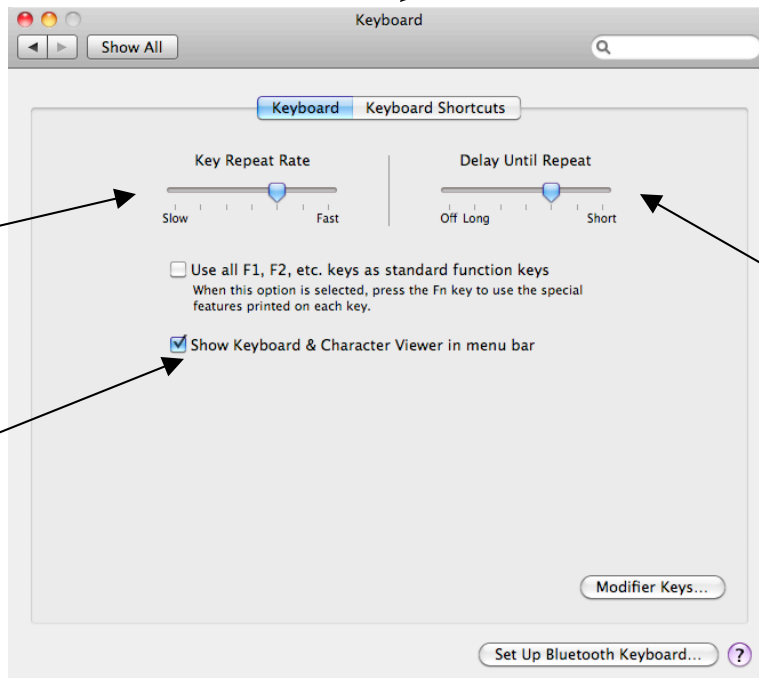
Apple – System Preferences – Universal Access – Keyboard

Sticky Keys can be used for a one handed typer who needs to “stick” a modifier key down while they look for another key (i.e. in capitalizing letters or using keyboard shortcuts).

Slow Keys can be used to increase the amount of a time a key needs to be pressed before it is accepted in order to decrease misfires. See also “Set Key Repeat” window below.



This is where you set the **slow key timing**



Set **Key Repeat Rate** here – This rate will determine how quickly characters will repeat if a key is held down

This allows a shortcut to be placed in your menu bar that will allow you to quickly display an **onscreen keyboard** (“keyboard viewer”)

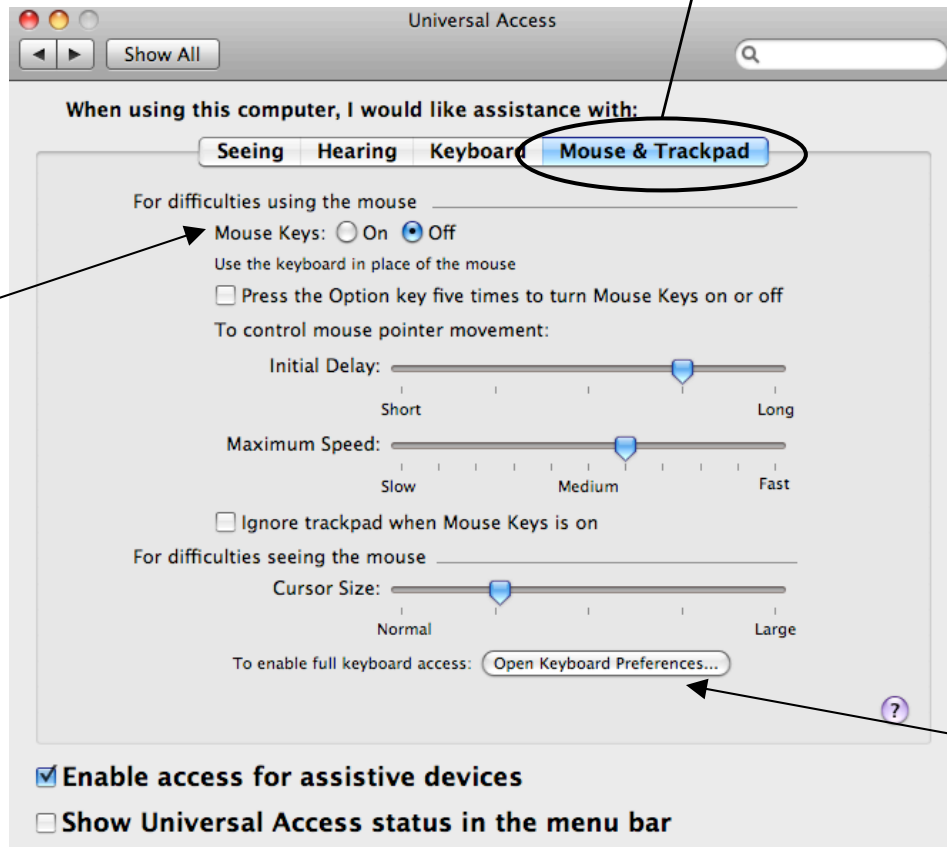
Set **Delay Until Repeat** rate here – This rate will determine how long to wait before repeating characters when a key is held down

Mac OS Accessibility:

Features Students with Physical Disabilities or Fine Motor Difficulties: (cont.)

Apple – System Preferences – Universal Access – Mouse & Trackpad

Mouse Keys can be turned “on” in order to use the number pad on the keyboard to control mouse movement

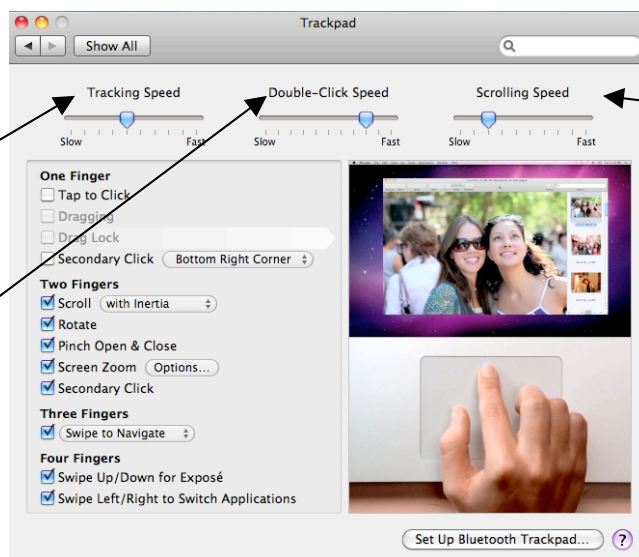


You can “Open Keyboard Preferences” to change **keyboard short cuts** or make your own

Apple – System Preferences – Trackpad

Change **Tracking speed** (how fast the mouse moves) here

Change **Double-click speed** here



Change **Scrolling speed** here

This window shows a short video of the trackpad “gestures” listed on the left side of the window

Mac OS Accessibility:

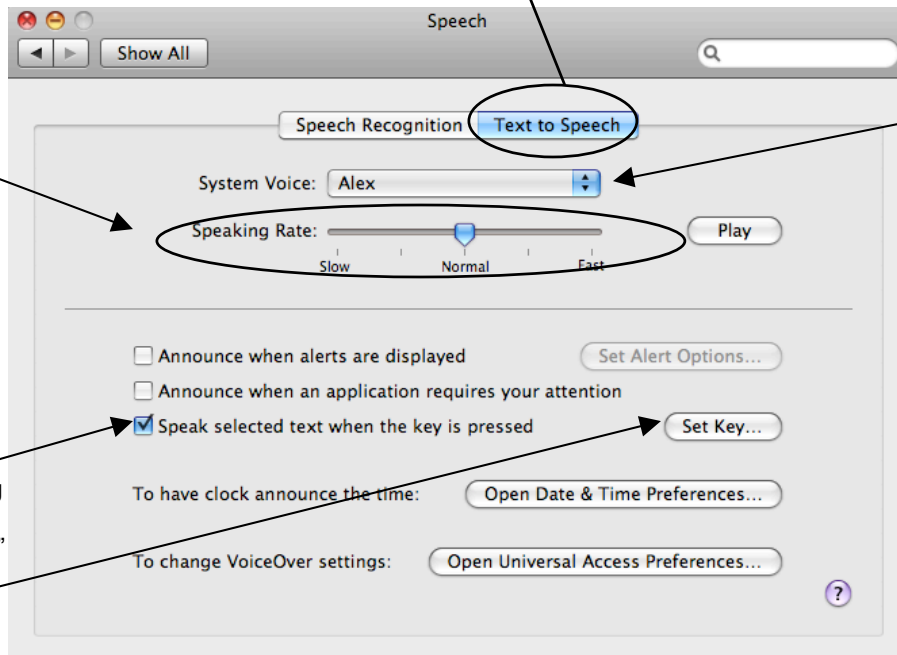
Features for Multiple Disability Categories:

Accessing Text to Speech:

Apple – System preferences – Speech – Text to Speech

Speaking Rate is changed here. I recommend using a slower rate for reading comprehension and a faster rate when proof reading.

Set the **Key combination** for activating text to speech by checking this box. You will then go to “Set Key” to pick your key combination.



Alex is usually your best voice (you can use Bruce or Victoria if you don't have Alex)

**To access text to speech, you can now use the key combination. You simply need to first highlight the text you want read aloud and then press your key combination. This will work across all programs.

**To access text to speech within Microsoft Word, you can open the Speech Toolbar (found under View – Toolbars – Speech)

Accessing Speech to Text to control your computer:

Apple – System preferences – Speech – Speech Recognition

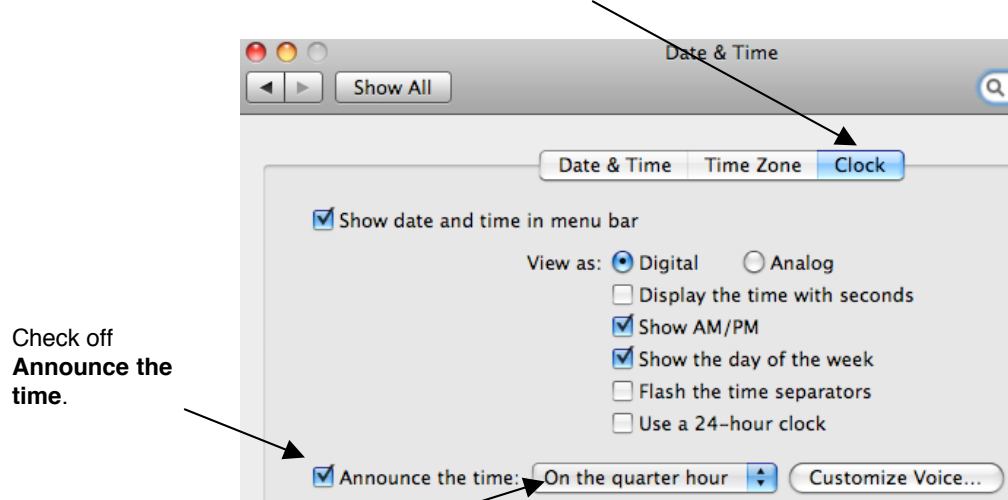
Turn **Speakable Item** on



Mac OS Accessibility:

Setting a talking clock for auditory reminders:

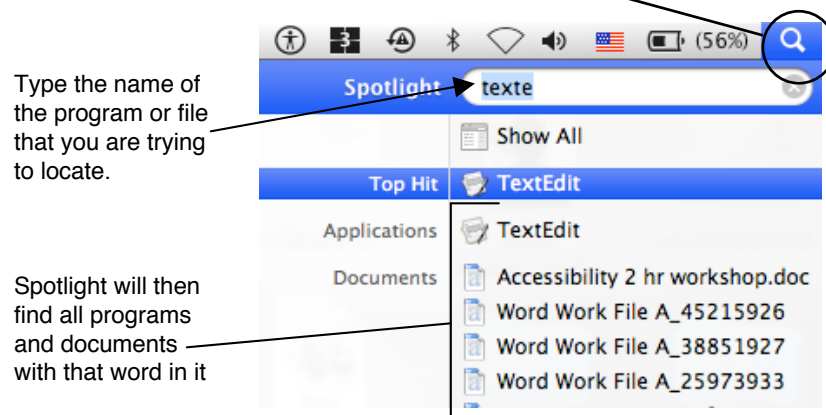
System preferences – date and time – clock



You can then set how frequently the time will be announced:

Using Spotlight to search the computer:

This is always located in the top, right corner of the screen:



Mac OS Accessibility:

Feature	Location	Available in:
Color of display	System preferences – universal access – seeing	All
Cursor size	System preferences – universal access – mouse and trackpad	All
Double-click speed	System preferences – trackpad	All
Flash screen	System preferences – universal access – hearing	All
Mouse keys	System preferences – universal access – mouse and trackpad	All
Mouse speed	System preferences – trackpad	All
Onscreen keyboard	System preferences – Keyboard	All
Slow keys	System preferences – universal access – keyboard	All
Speech to text	System preferences – Speech – Speech to text	All (with specific preset commands)
Spotlight	Spotlight (top right corner or screen)	Searches entire computer
Sticky keys	System preferences – universal access – keyboard	All
Talking clock	System preferences – date and time – clock	All
Text to speech	System preferences – Speech – Text to Speech	All
VoiceOver	System preferences – universal access – seeing	All
Zoom	System preferences – universal access – seeing	All